

# Witch's Hat - Peter Buchan-Symons

From [Easy Autumn Origami](#)

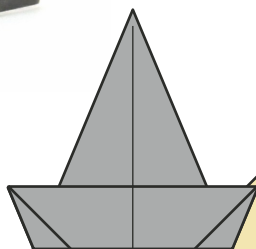


15cm/6" kami is suitable



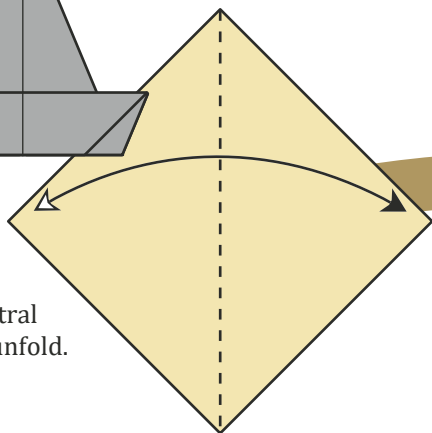
If you can, use a slightly textured sheet of paper which resembles cloth to make this model.

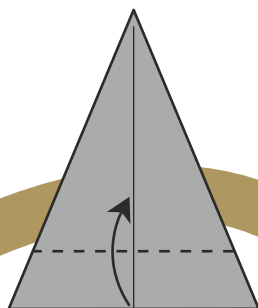
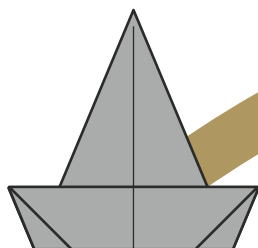
Curve the hat slightly to allow it to stand up.



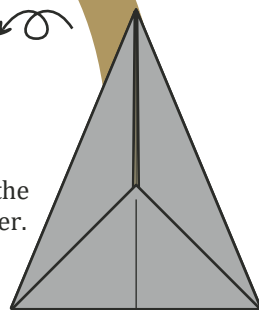
**Start hat colour side down.**

**1. Fold the central vertical line and unfold.**

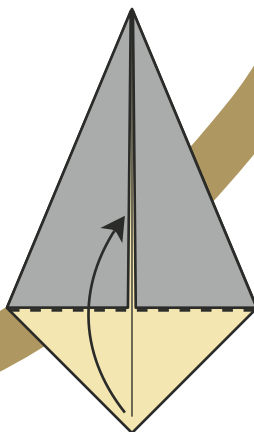




5. Fold the bottom edge upwards.



4. Turn the paper over.



3. Fold the whole white triangle up.

2. Fold the edges to the centre.

